

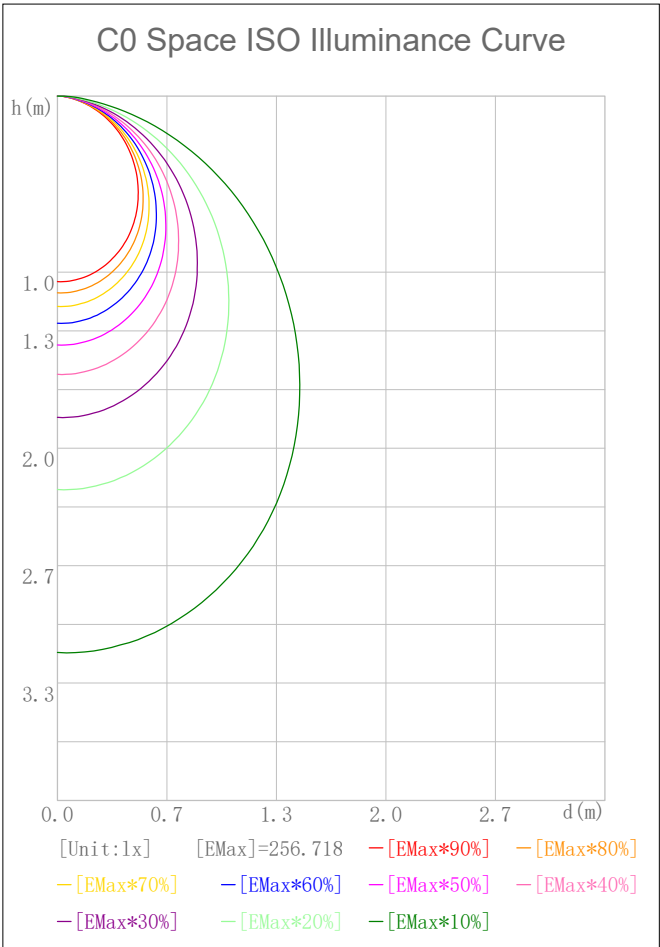
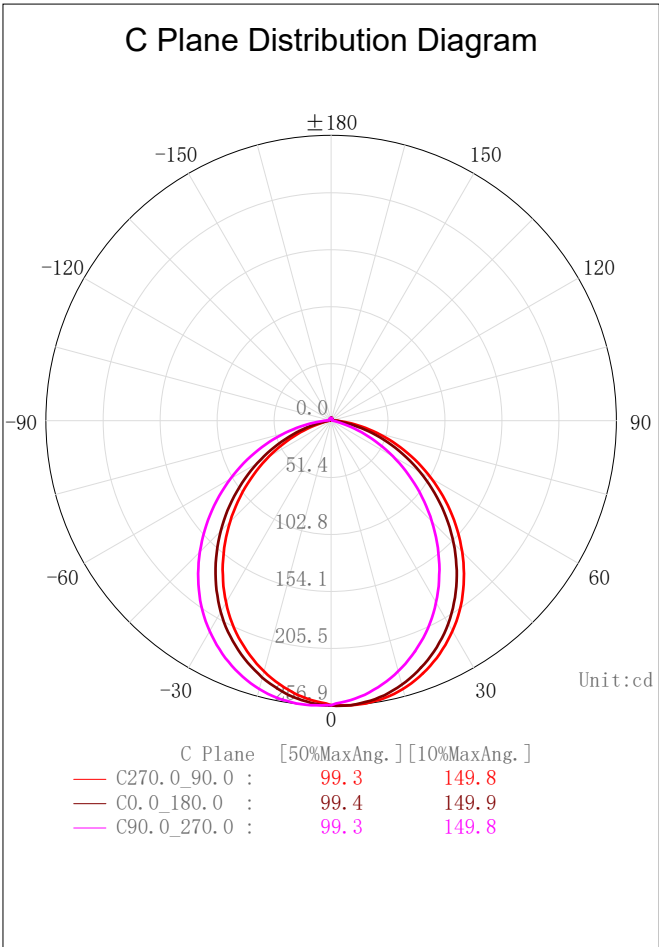
Indoor Luminaire Photometric Data

Description Information

Luminary Name: DL44-10-XX-02 2700K RA80		Lum. Catalog:	Test ID: 01
Lamp Name:		Lamp Catalog:	Test Date: 2021/08/24
Manufacture: Shenzhen Norming lightin		Shld. Ang(°):	Test Machine:GON-2000
Test Lab: Quality Department		Frequency (Hz):	Lamp CCT (K): Ra:
Lum. Size (W*L*H):0.075m*-0.075m*0.000m		Lum. Area (m2):0.004	Lum. W (kg): 0.000
Test System: C, γ	Test Step: C=90.0 γ=1.0	Temp. (°C): 25	Humidity(%): 50.0

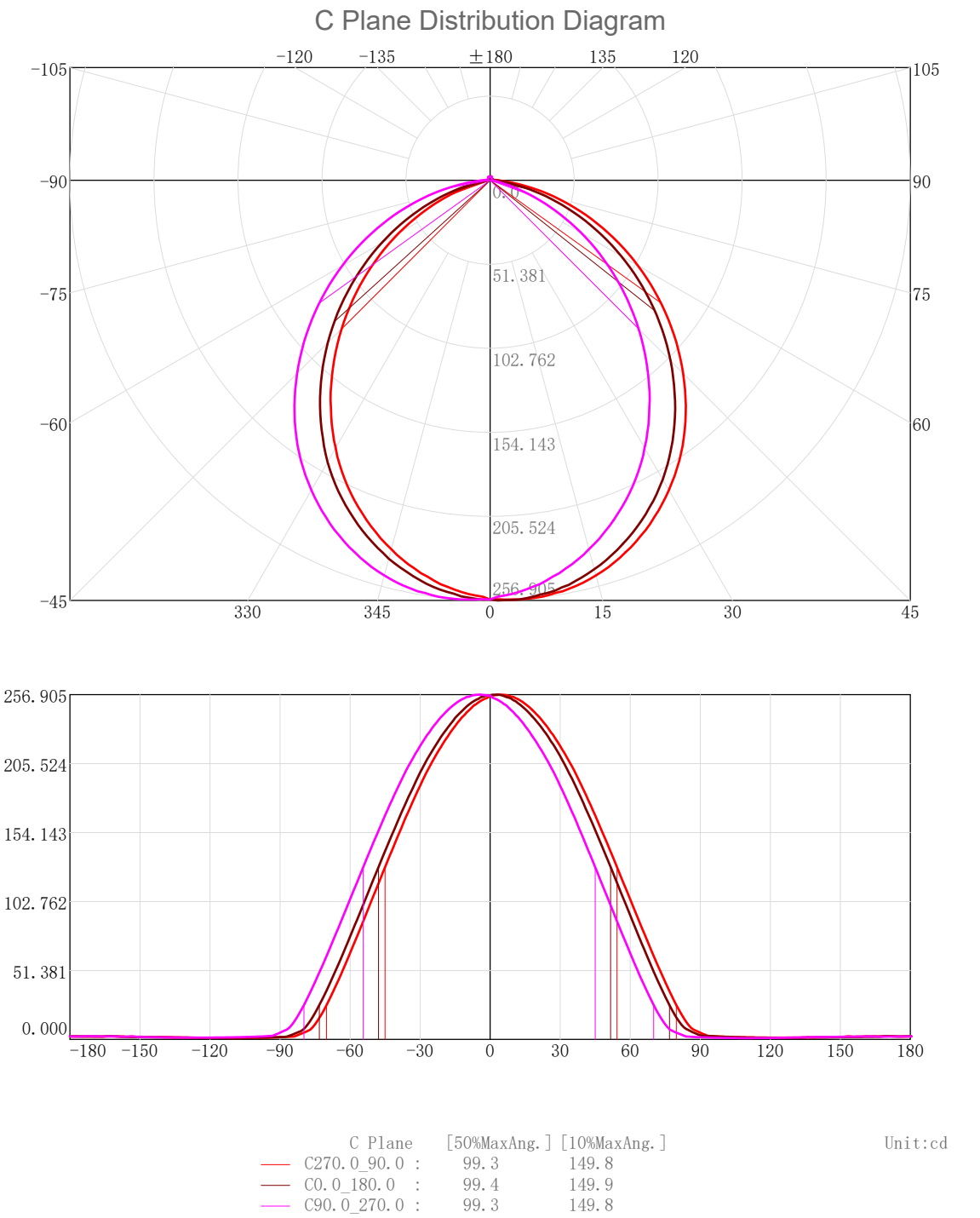
Character Parameter

Lamp Speciality Parameter		Luminaire Speciality Parameter	
Rated Flux(lm): 627.950	Luminary Flux(lm): 627.947	Field Angle(10%Imax): 149.8(°)	
Rated Power(W):	Luminary Efficiency: 100.00%	Down Lumens&Percent: 617.548lm 98.34%	
Rated Voltage(V):	Luminary EER(lm/W): 70.834	Up Lumens&Percent: 10.399lm 1.66%	
Tested Power(W): 8.865	Max. Candela(cd): 256.905	S/MH: C0_a180=1.193 C90_270=1.189	
Lamps' Inside: 1	Max Cand@Ang. (°): C=270.0 γ=4.0	CIE Type: Semi-Direct	
Tested Electrics (V, A, pf):240.0, 0.040, 0.912	Beam Angle(50%Imax): 99.3(°)	ErP Φ use(120°): 506.372lm	
Lamp Size (W*L*H):0.075m*-0.075m*0.000m	Left=-45.0°, Right=54.3°	IRF(%): 118.165	



2D Plane Light Intensity Distribution Curve

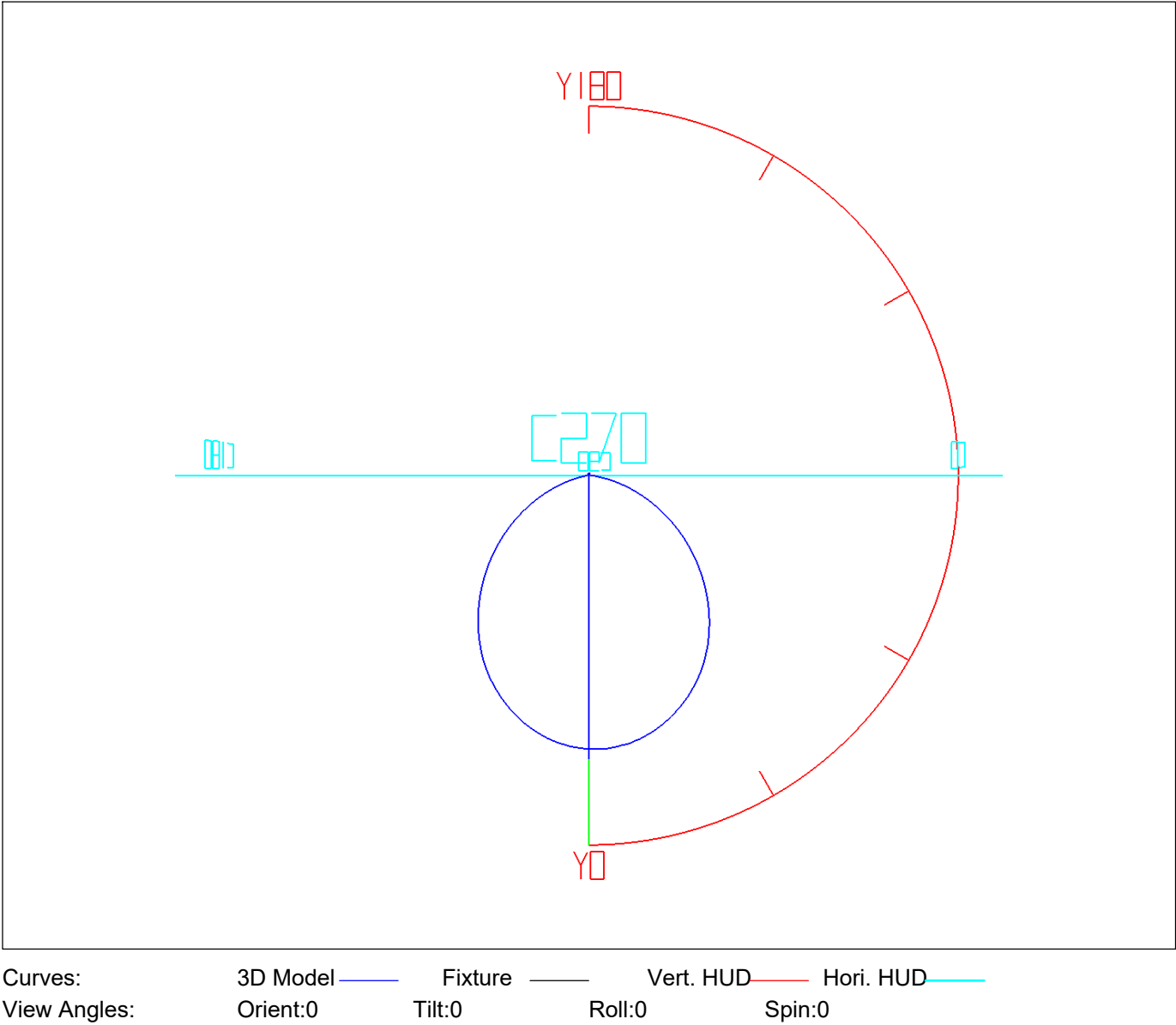
Lum. Name:DL44-10-XX-02 2700K RA80	Lum. Catalog:	Test ID:01
Lamp Name:	Lamp Catalog:	Test Lab:Quality Deparment
Manufacture:Shenzhen Norming lightin	Test Machine:GON-2000	Test Date:2021/08/24



3D Light Intensity Distribution Modal

Lum. Name:DL44-10-XX-02 2700K RA80	Lum. Catelog:	Test ID:01
Lamp Name:	Lamp Catelog:	Test Lab:Quality Deparment
Manufacture:Shenzhen Norming lightin	Test Machine:GON-2000	Test Date:2021/08/24

3D Light Intensity Distribution Modal



Zonal Flux Tabulation

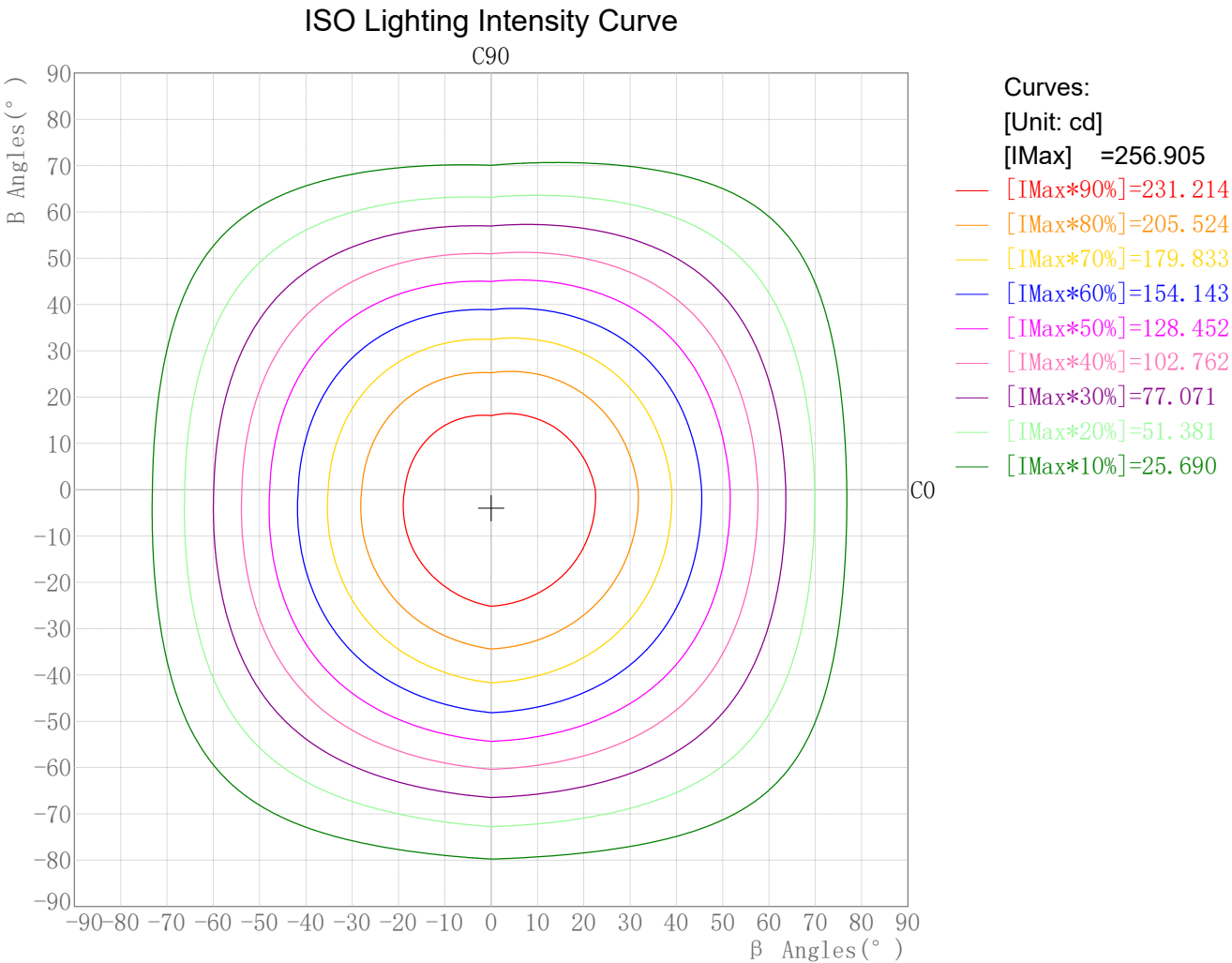
Zone(γ)	Zone Flux (lm)	Sums Flux (lm)	Zone%Lamp	Sums%Lamp	Zone(γ)	Zone Flux (lm)	Sums Flux (lm)	Zone%Lamp	Sums%Lamp
0.0-1.0	0.25	0.25	0.04	0.04	47.0-48.0	11.11	402.50	1.77	64.10
1.0-2.0	0.73	0.98	0.12	0.16	48.0-49.0	10.95	413.45	1.74	65.84
2.0-3.0	1.22	2.20	0.19	0.35	49.0-50.0	10.76	424.21	1.71	67.56
3.0-4.0	1.71	3.91	0.27	0.62	50.0-51.0	10.56	434.77	1.68	69.24
4.0-5.0	2.19	6.11	0.35	0.97	51.0-52.0	10.35	445.12	1.65	70.88
5.0-6.0	2.67	8.78	0.43	1.40	52.0-53.0	10.12	455.24	1.61	72.50
6.0-7.0	3.15	11.92	0.50	1.90	53.0-54.0	9.88	465.12	1.57	74.07
7.0-8.0	3.62	15.54	0.58	2.47	54.0-55.0	9.62	474.74	1.53	75.60
8.0-9.0	4.08	19.62	0.65	3.12	55.0-56.0	9.35	484.09	1.49	77.09
9.0-10.0	4.53	24.15	0.72	3.85	56.0-57.0	9.08	493.17	1.45	78.54
10.0-11.0	4.98	29.13	0.79	4.64	57.0-58.0	8.79	501.95	1.40	79.94
11.0-12.0	5.42	34.55	0.86	5.50	58.0-59.0	8.48	510.44	1.35	81.29
12.0-13.0	5.85	40.40	0.93	6.43	59.0-60.0	8.18	518.61	1.30	82.59
13.0-14.0	6.27	46.67	1.00	7.43	60.0-61.0	7.85	526.47	1.25	83.84
14.0-15.0	6.68	53.35	1.06	8.50	61.0-62.0	7.53	534.00	1.20	85.04
15.0-16.0	7.07	60.42	1.13	9.62	62.0-63.0	7.19	541.19	1.15	86.18
16.0-17.0	7.46	67.88	1.19	10.81	63.0-64.0	6.85	548.04	1.09	87.27
17.0-18.0	7.83	75.71	1.25	12.06	64.0-65.0	6.50	554.54	1.04	88.31
18.0-19.0	8.19	83.89	1.30	13.36	65.0-66.0	6.15	560.69	0.98	89.29
19.0-20.0	8.53	92.42	1.36	14.72	66.0-67.0	5.79	566.49	0.92	90.21
20.0-21.0	8.86	101.29	1.41	16.13	67.0-68.0	5.44	571.92	0.87	91.08
21.0-22.0	9.18	110.47	1.46	17.59	68.0-69.0	5.07	577.00	0.81	91.89
22.0-23.0	9.48	119.95	1.51	19.10	69.0-70.0	4.71	581.71	0.75	92.64
23.0-24.0	9.77	129.71	1.56	20.66	70.0-71.0	4.35	586.06	0.69	93.33
24.0-25.0	10.04	139.75	1.60	22.26	71.0-72.0	4.00	590.06	0.64	93.97
25.0-26.0	10.29	150.04	1.64	23.89	72.0-73.0	3.64	593.70	0.58	94.55
26.0-27.0	10.53	160.57	1.68	25.57	73.0-74.0	3.30	597.00	0.53	95.07
27.0-28.0	10.74	171.31	1.71	27.28	74.0-75.0	2.96	599.96	0.47	95.54
28.0-29.0	10.94	182.25	1.74	29.02	75.0-76.0	2.64	602.60	0.42	95.96
29.0-30.0	11.12	193.37	1.77	30.79	76.0-77.0	2.34	604.94	0.37	96.34
30.0-31.0	11.28	204.65	1.80	32.59	77.0-78.0	2.05	606.99	0.33	96.66
31.0-32.0	11.42	216.08	1.82	34.41	78.0-79.0	1.79	608.79	0.29	96.95
32.0-33.0	11.55	227.62	1.84	36.25	79.0-80.0	1.55	610.34	0.25	97.20
33.0-34.0	11.65	239.27	1.85	38.10	80.0-81.0	1.33	611.67	0.21	97.41
34.0-35.0	11.73	251.00	1.87	39.97	81.0-82.0	1.14	612.81	0.18	97.59
35.0-36.0	11.80	262.80	1.88	41.85	82.0-83.0	0.97	613.78	0.15	97.74
36.0-37.0	11.84	274.64	1.89	43.74	83.0-84.0	0.82	614.60	0.13	97.87
37.0-38.0	11.87	286.51	1.89	45.63	84.0-85.0	0.69	615.29	0.11	97.98
38.0-39.0	11.87	298.38	1.89	47.52	85.0-86.0	0.59	615.88	0.09	98.08
39.0-40.0	11.86	310.24	1.89	49.41	86.0-87.0	0.50	616.38	0.08	98.16
40.0-41.0	11.83	322.07	1.88	51.29	87.0-88.0	0.44	616.82	0.07	98.23
41.0-42.0	11.78	333.85	1.88	53.17	88.0-89.0	0.39	617.21	0.06	98.29
42.0-43.0	11.71	345.56	1.86	55.03	89.0-90.0	0.34	617.55	0.05	98.34
43.0-44.0	11.63	357.19	1.85	56.88	90.0-91.0	0.31	617.85	0.05	98.39
44.0-45.0	11.52	368.71	1.84	58.72	91.0-92.0	0.28	618.13	0.04	98.44
45.0-46.0	11.41	380.12	1.82	60.53	92.0-93.0	0.25	618.38	0.04	98.48
46.0-47.0	11.27	391.39	1.79	62.33	93.0-94.0	0.23	618.61	0.04	98.51

Zonal Flux Tabulation - (Cont.)

Zone (γ)	Zone Flux (lm)	Sums Flux (lm)	Zone%Lamp	Sums%Lamp	Zone (γ)	Zone Flux (lm)	Sums Flux (lm)	Zone%Lamp	Sums%Lamp
94. 0-95. 0	0. 22	618. 83	0. 04	98. 55	141. 0-142. 0	0. 11	625. 29	0. 02	99. 58
95. 0-96. 0	0. 21	619. 04	0. 03	98. 58	142. 0-143. 0	0. 11	625. 40	0. 02	99. 59
96. 0-97. 0	0. 20	619. 25	0. 03	98. 61	143. 0-144. 0	0. 11	625. 51	0. 02	99. 61
97. 0-98. 0	0. 20	619. 45	0. 03	98. 65	144. 0-145. 0	0. 11	625. 62	0. 02	99. 63
98. 0-99. 0	0. 19	619. 64	0. 03	98. 68	145. 0-146. 0	0. 11	625. 73	0. 02	99. 65
99. 0-100. 0	0. 18	619. 82	0. 03	98. 71	146. 0-147. 0	0. 11	625. 84	0. 02	99. 66
100. 0-101. 0	0. 18	620. 00	0. 03	98. 73	147. 0-148. 0	0. 11	625. 94	0. 02	99. 68
101. 0-102. 0	0. 17	620. 17	0. 03	98. 76	148. 0-149. 0	0. 10	626. 05	0. 02	99. 70
102. 0-103. 0	0. 17	620. 34	0. 03	98. 79	149. 0-150. 0	0. 10	626. 15	0. 02	99. 71
103. 0-104. 0	0. 16	620. 51	0. 03	98. 81	150. 0-151. 0	0. 10	626. 25	0. 02	99. 73
104. 0-105. 0	0. 16	620. 67	0. 03	98. 84	151. 0-152. 0	0. 10	626. 35	0. 02	99. 75
105. 0-106. 0	0. 15	620. 82	0. 02	98. 86	152. 0-153. 0	0. 10	626. 45	0. 02	99. 76
106. 0-107. 0	0. 15	620. 97	0. 02	98. 89	153. 0-154. 0	0. 10	626. 55	0. 02	99. 78
107. 0-108. 0	0. 15	621. 12	0. 02	98. 91	154. 0-155. 0	0. 10	626. 65	0. 02	99. 79
108. 0-109. 0	0. 14	621. 26	0. 02	98. 94	155. 0-156. 0	0. 09	626. 74	0. 01	99. 81
109. 0-110. 0	0. 14	621. 40	0. 02	98. 96	156. 0-157. 0	0. 09	626. 83	0. 01	99. 82
110. 0-111. 0	0. 14	621. 54	0. 02	98. 98	157. 0-158. 0	0. 09	626. 92	0. 01	99. 84
111. 0-112. 0	0. 14	621. 68	0. 02	99. 00	158. 0-159. 0	0. 09	627. 00	0. 01	99. 85
112. 0-113. 0	0. 13	621. 81	0. 02	99. 02	159. 0-160. 0	0. 08	627. 09	0. 01	99. 86
113. 0-114. 0	0. 13	621. 94	0. 02	99. 04	160. 0-161. 0	0. 08	627. 17	0. 01	99. 88
114. 0-115. 0	0. 13	622. 07	0. 02	99. 06	161. 0-162. 0	0. 08	627. 25	0. 01	99. 89
115. 0-116. 0	0. 13	622. 20	0. 02	99. 08	162. 0-163. 0	0. 07	627. 32	0. 01	99. 90
116. 0-117. 0	0. 13	622. 33	0. 02	99. 10	163. 0-164. 0	0. 07	627. 39	0. 01	99. 91
117. 0-118. 0	0. 13	622. 45	0. 02	99. 12	164. 0-165. 0	0. 07	627. 46	0. 01	99. 92
118. 0-119. 0	0. 12	622. 58	0. 02	99. 14	165. 0-166. 0	0. 06	627. 52	0. 01	99. 93
119. 0-120. 0	0. 12	622. 70	0. 02	99. 16	166. 0-167. 0	0. 06	627. 58	0. 01	99. 94
120. 0-121. 0	0. 12	622. 82	0. 02	99. 18	167. 0-168. 0	0. 05	627. 63	0. 01	99. 95
121. 0-122. 0	0. 12	622. 94	0. 02	99. 20	168. 0-169. 0	0. 05	627. 68	0. 01	99. 96
122. 0-123. 0	0. 12	623. 06	0. 02	99. 22	169. 0-170. 0	0. 05	627. 73	0. 01	99. 96
123. 0-124. 0	0. 12	623. 18	0. 02	99. 24	170. 0-171. 0	0. 04	627. 77	0. 01	99. 97
124. 0-125. 0	0. 12	623. 30	0. 02	99. 26	171. 0-172. 0	0. 04	627. 81	0. 01	99. 98
125. 0-126. 0	0. 12	623. 42	0. 02	99. 28	172. 0-173. 0	0. 03	627. 84	0. 01	99. 98
126. 0-127. 0	0. 12	623. 54	0. 02	99. 30	173. 0-174. 0	0. 03	627. 87	0. 00	99. 99
127. 0-128. 0	0. 12	623. 66	0. 02	99. 32	174. 0-175. 0	0. 02	627. 89	0. 00	99. 99
128. 0-129. 0	0. 12	623. 78	0. 02	99. 34	175. 0-176. 0	0. 02	627. 91	0. 00	99. 99
129. 0-130. 0	0. 12	623. 89	0. 02	99. 35	176. 0-177. 0	0. 02	627. 93	0. 00	100. 00
130. 0-131. 0	0. 12	624. 01	0. 02	99. 37	177. 0-178. 0	0. 01	627. 94	0. 00	100. 00
131. 0-132. 0	0. 12	624. 13	0. 02	99. 39	178. 0-179. 0	0. 01	627. 94	0. 00	100. 00
132. 0-133. 0	0. 12	624. 25	0. 02	99. 41	179. 0-180. 0	0. 00	627. 95	0. 00	100. 00
133. 0-134. 0	0. 12	624. 36	0. 02	99. 43					
134. 0-135. 0	0. 12	624. 48	0. 02	99. 45					
135. 0-136. 0	0. 12	624. 60	0. 02	99. 47					
136. 0-137. 0	0. 12	624. 72	0. 02	99. 49					
137. 0-138. 0	0. 12	624. 83	0. 02	99. 50					
138. 0-139. 0	0. 12	624. 95	0. 02	99. 52					
139. 0-140. 0	0. 11	625. 07	0. 02	99. 54					
140. 0-141. 0	0. 11	625. 18	0. 02	99. 56					

Rectangle ISO Lighting Intensity Diagram

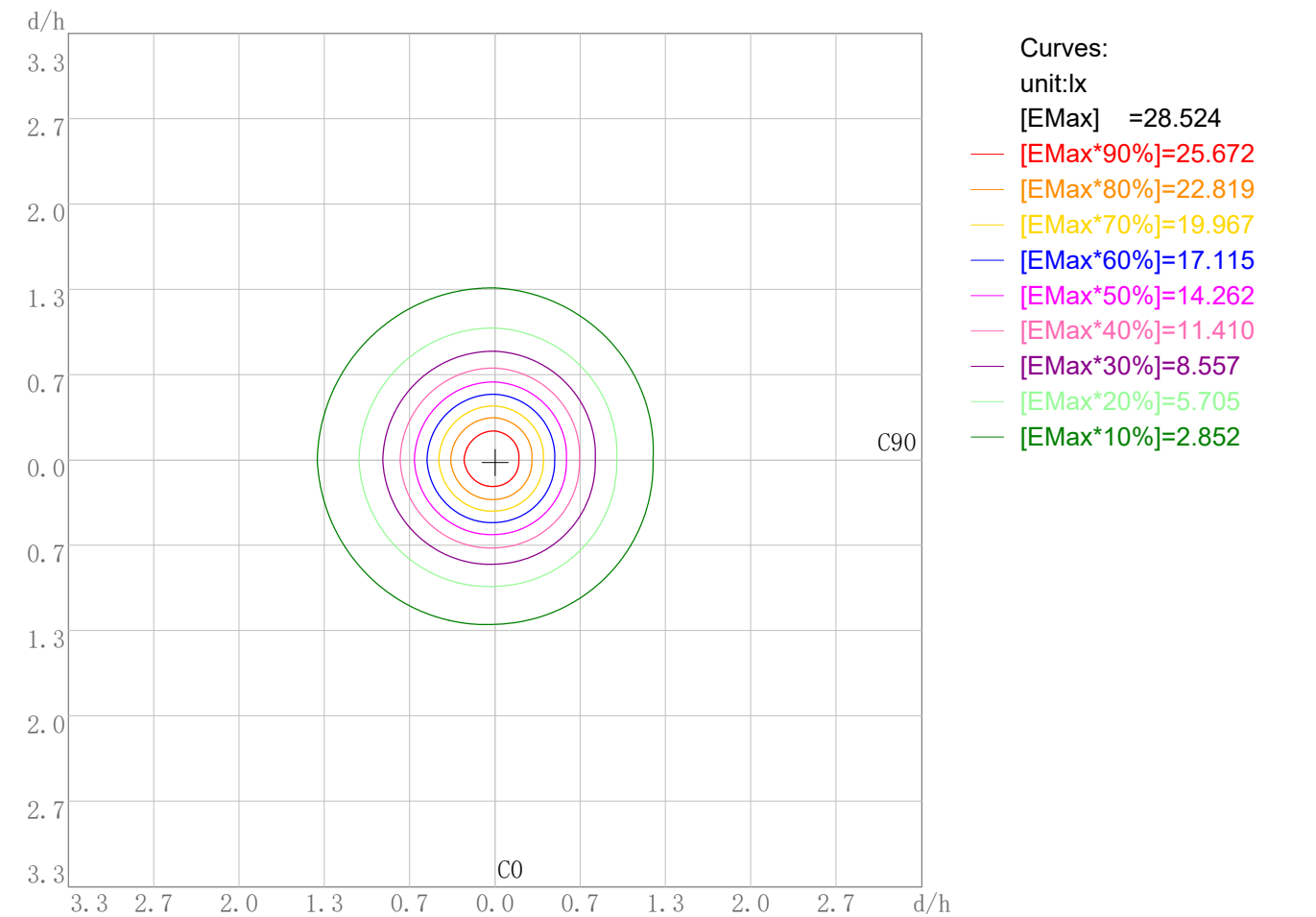
Lum. Name: DL44-10-XX-02 2700K RA80	Lum. Catalog:	Test ID: 01
Lamp Name:	Lamp Catalog:	Test Lab: Quality Department
Manufacture: Shenzhen Norming lightin	Test Machine:GON-2000	Test Date: 2021/08/24



Plane ISO-Illuminance Diagram

Lum. Name:DL44-10-XX-02 2700K RA80	Lum. Catalog:	Test ID:01
Lamp Name:	Lamp Catalog:	Test Lab:Quality Deparment
Manufacture:Shenzhen Norming lightin	Test Machine:GON-2000	Test Date:2021/08/24

Plane ISO-Illuminance Curve



Working Plane Luminaire Mounting Height(m): 3.00

Working Plane Maximum Illuminance(lx): 28.52

Working Plane Maximum Illuminance Position(d/h):H0.0 V0.0

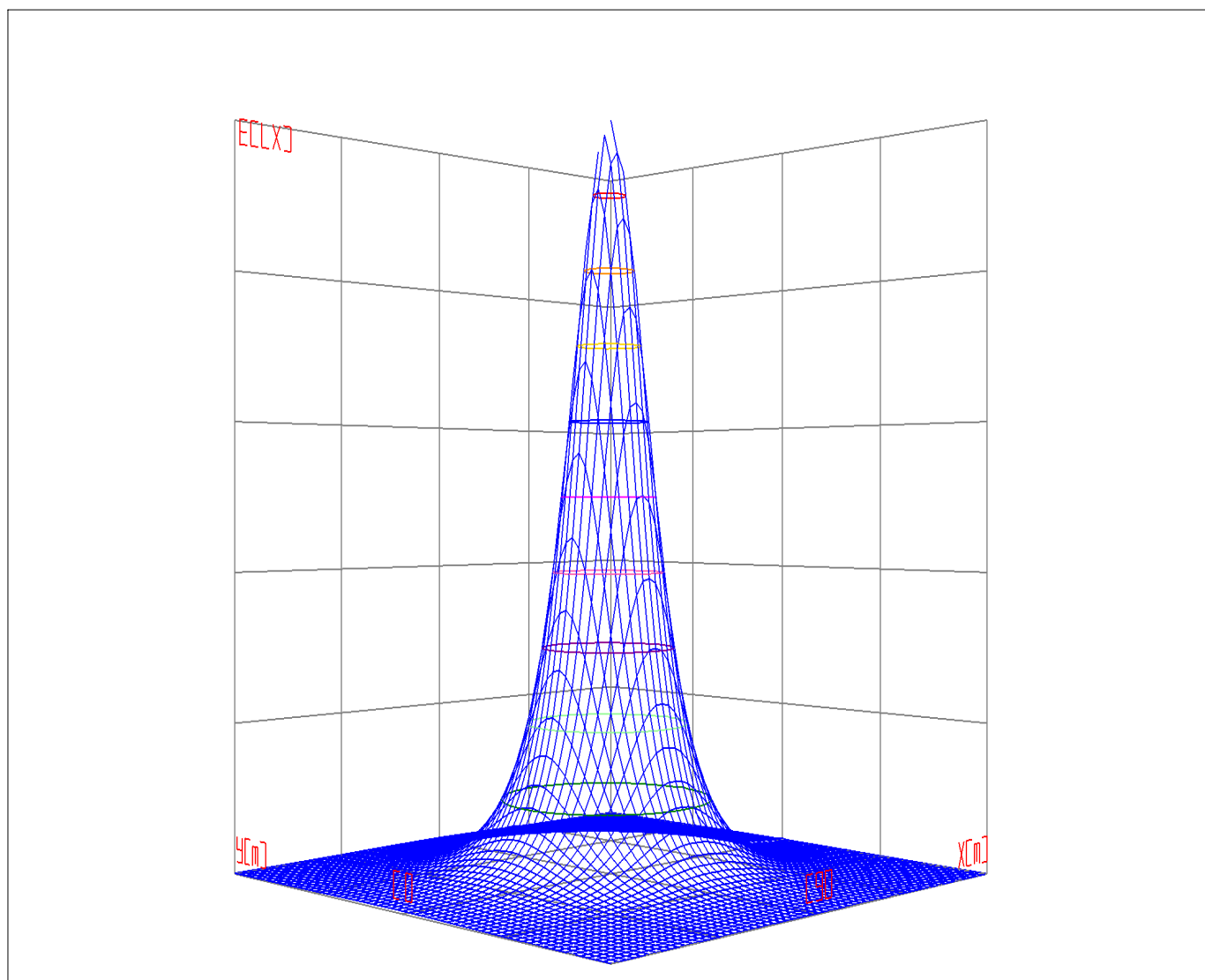
IES Indoor Report

Photometric Filename:DL44-10-XX-02 2700K RA80.IES

3D Plane ISO Illuminance Diagram

Lum. Name: DL44-10-XX-02 2700K RA80	Lum. Catalog:	Test ID: 01
Lamp Name:	Lamp Catalog:	Test Lab: Quality Department
Manufacture: Shenzhen Norming lightin	Test Machine:GON-2000	Test Date: 2021/08/24

3D Plane Illuminance Modal

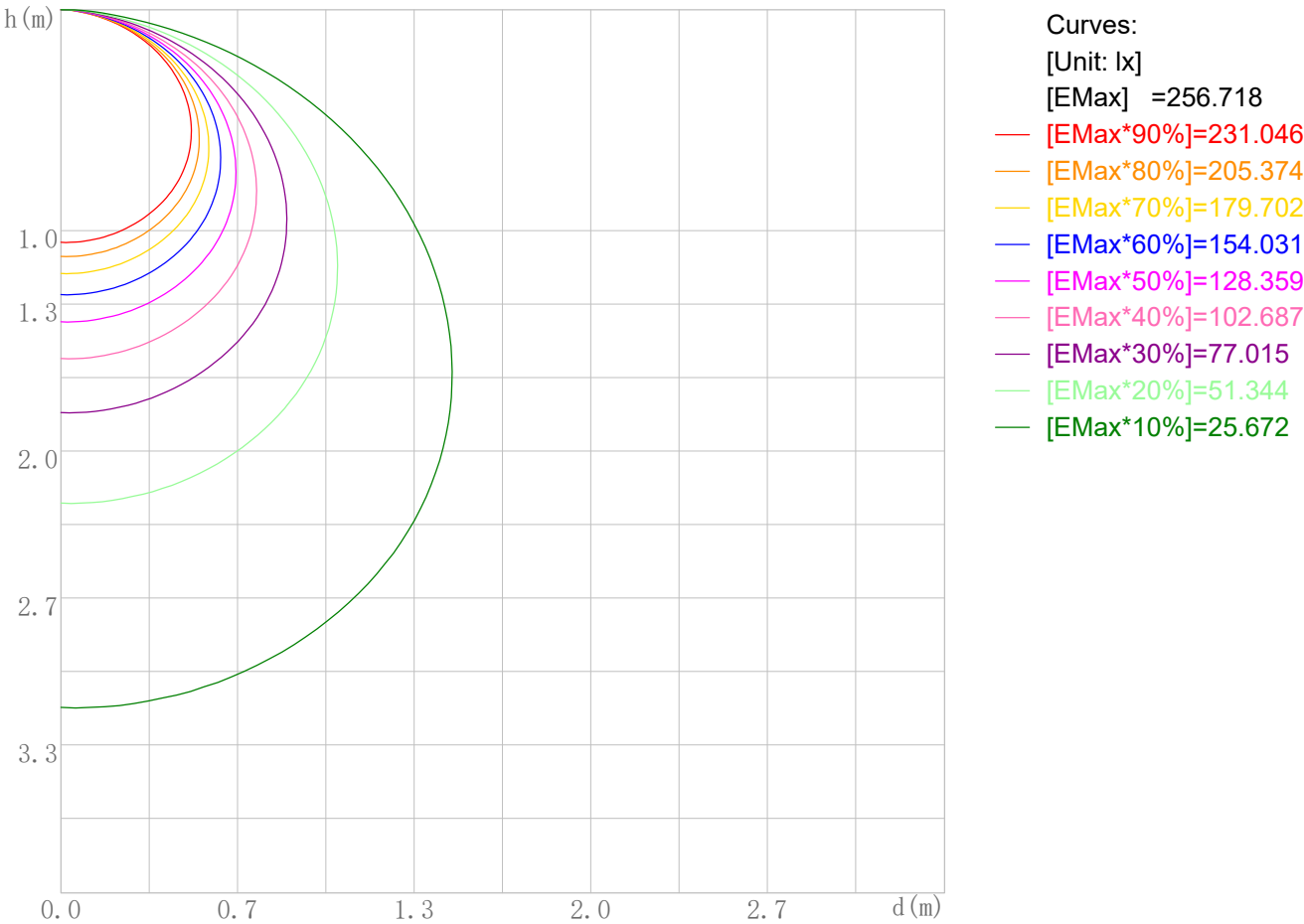


Curves: 3D Model — 90% — 80% — 70% — 60% — 50% — 40% — 30% — 20% — 10% —
View Angles(deg): 0 Height(m): 3.0 Distance(m): 10.0

Space ISO Illuminance Diagram

Lum. Name: DL44-10-XX-02 2700K RA80	Lum. Catalog:	Test ID: 01
Lamp Name:	Lamp Catalog:	Test Lab: Quality Department
Manufacture: Shenzhen Norming lighting	Test Machine:GON-2000	Test Date: 2021/08/24

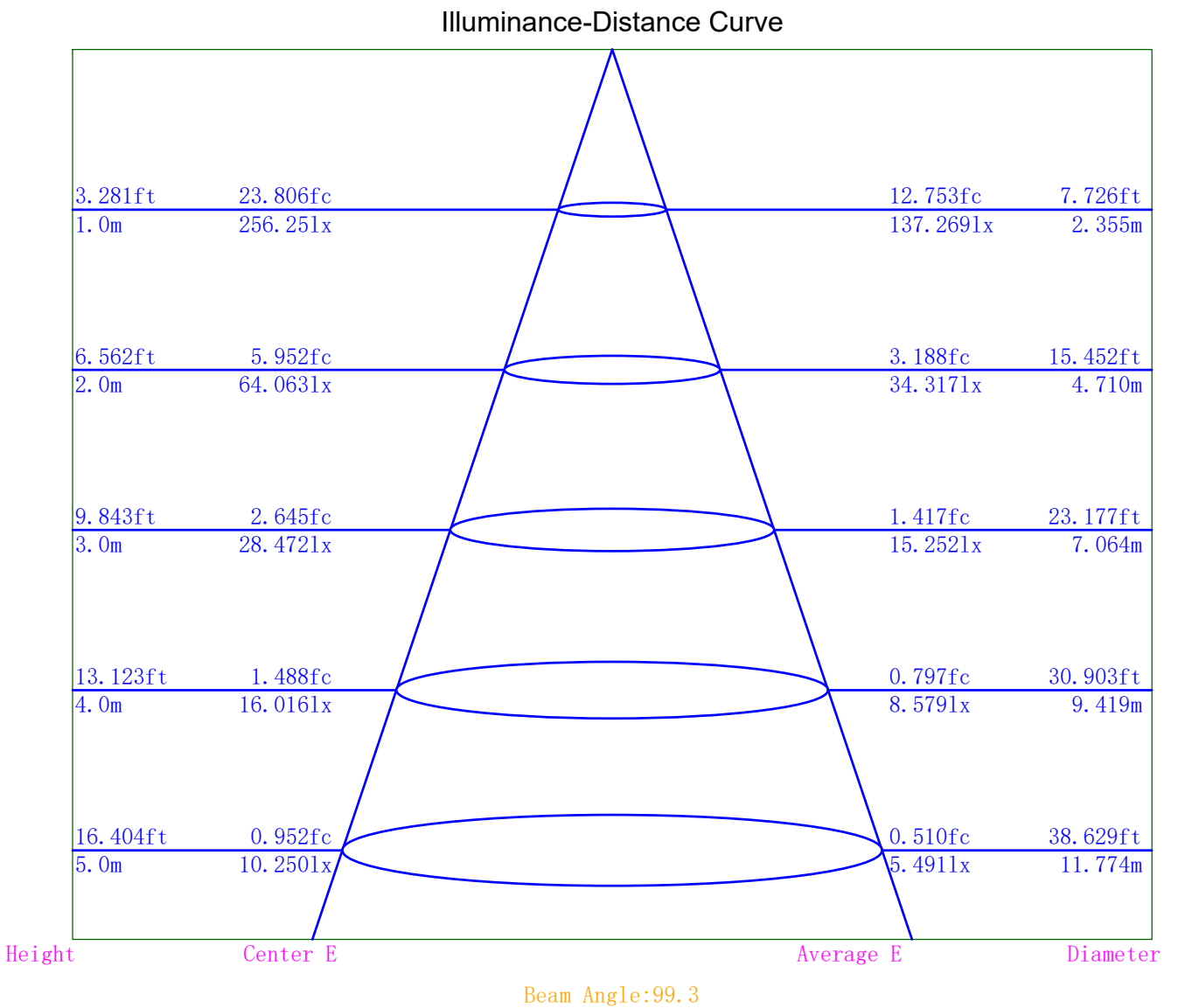
Space ISO Illuminance Curve



Space Plane Maximum Illuminance and @Angle:256.72lx,1.0deg
Plane Maximum Lighting Intensity and @Angle:256.862cd,0deg

Illuminance-Distance Diagram

Lum. Name: DL44-10-XX-02 2700K RA80	Lum. Catalog:	Test ID: 01
Lamp Name:	Lamp Catalog:	Test Lab: Quality Department
Manufacture: Shenzhen Norming lightin	Test Machine:GON-2000	Test Date: 2021/08/24



Indoor Luminance Limiting Curves

Lum. Name: DL44-10-XX-02 2700K RA80	Lum. Catalog:	Test ID: 01
Lamp Name:	Lamp Catalog:	Test Lab: Quality Department
Manufacture: Shenzhen Norming lighting	Test Machine:GON-2000	Test Date: 2021/08/24

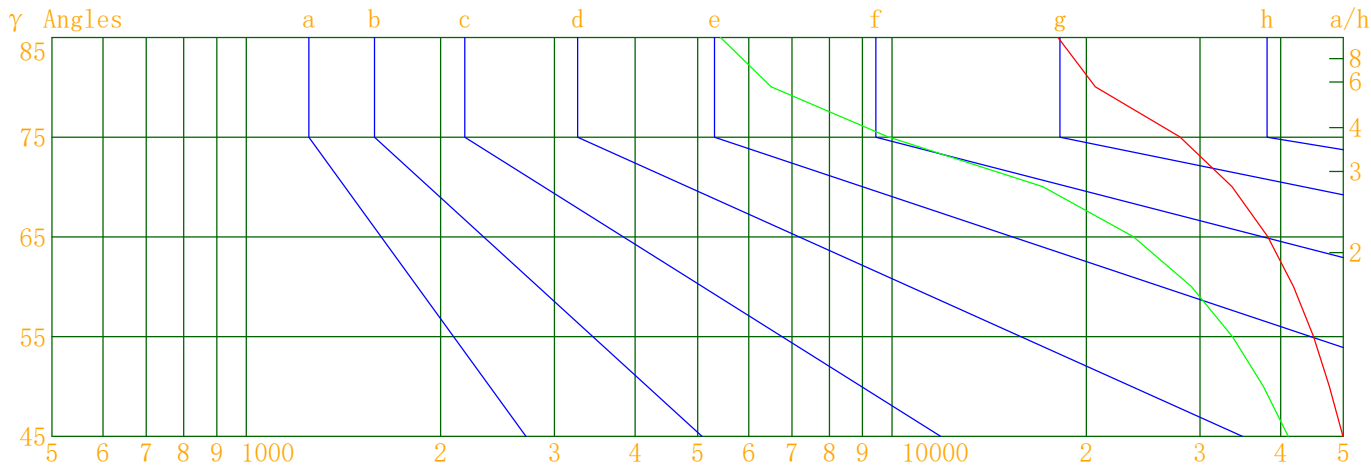
Glare Grade Table

GI	Quality	Using Illuminance							
1.15	A	2000	1000	500	<=300				
1.5	B		2000	1000	500	<=300			
1.85	C			2000	1000	500	<=300		
2.2	D				2000	1000	500	<=300	
2.55	E	a				2000	1000	500	<=300
			b	c	d	e	f	g	h

Luminance Table

Gama(deg)	45	50	55	60	65	70	75	80	85
C0	49940	47590	44965	41860	38186	33632	27898	20650	18084
C90	41091	37603	33660	29083	23636	17123	9849	6498	5428

Luminance Limiting Curve



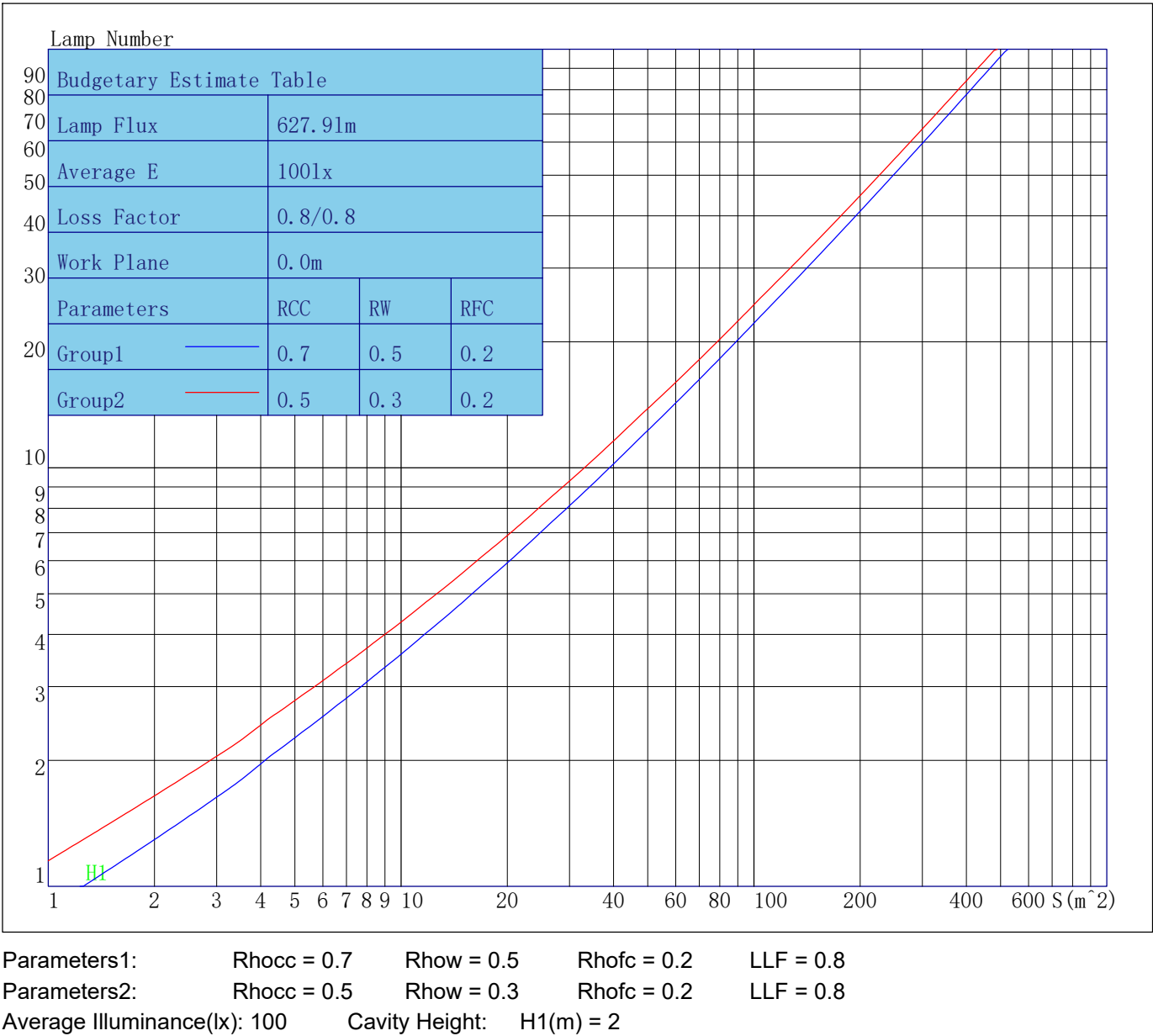
Luminous Size: Length(m)=-0.075 Width(m)=-0.075 Height(m)=0.000 Area(m^2)=0.004418

Luminous Type: Without Luminous Side

Luminous Curves: C0-C180 Color: — C90-C270 Color: —

Indoor Budgetary Estimate Table

Lum. Name: DL44-10-XX-02 2700K RA80	Lum. Catalog:	Test ID: 01
Lamp Name:	Lamp Catalog:	Test Lab: Quality Department
Manufacture: Shenzhen Norming lightin	Test Machine:GON-2000	Test Date: 2021/08/24



Indoor Coefficient of Utilization Table

Lum. Name: DL44-10-XX-02 2700K RA80	Lum. Catelog:	Test ID: 01
Lamp Name:	Lamp Catelog:	Test Lab: Quality Deparment
Manufacture: Shenzhen Norming lightin	Test Machine:GON-2000	Test Date: 2021/08/24

Coefficients of Utilization - Zonal Cavity Method																		
Coef.	Effective Floor Cavity Reflectance RFC=0.20																	
RhoCC (%)	80				70				50			30			10			0
RhoW (%)	70	50	30	10	70	50	30	10	50	30	10	50	30	10	50	30	10	0
RCR	Coefficient of Utilization(%)																	
0	119	119	119	119	116	116	116	116	110	110	110	105	105	105	101	101	101	98
1	109	105	101	97	106	103	99	96	98	95	92	94	92	89	90	88	86	84
2	100	92	86	81	97	90	85	80	87	82	78	83	79	76	80	77	74	71
3	92	82	74	68	89	80	73	67	77	71	66	74	69	65	71	67	63	61
4	84	73	65	58	82	71	64	58	69	62	57	66	61	56	64	59	55	53
5	78	65	57	51	76	64	56	50	62	55	49	60	54	49	58	52	48	46
6	72	59	51	44	70	58	50	44	56	49	44	54	48	43	53	47	43	41
7	67	54	45	39	65	53	45	39	51	44	39	50	43	38	48	42	38	36
8	62	49	41	35	61	48	41	35	47	40	35	46	39	35	44	39	34	32
9	58	45	37	32	57	45	37	32	43	36	32	42	36	31	41	35	31	29
10	55	42	34	29	53	41	34	29	40	33	29	39	33	29	38	32	28	27

Unified Glare Rating Table

Lum. Name: DL44-10-XX-02 2700K RA80	Lum. Catelog:	Test ID: 01
Lamp Name:	Lamp Catalog:	Test Lab: Quality Deparment
Manufacture: Shenzhen Norming lightin	Test Machine:GON-2000	Test Date: 2021/08/24

Unified Glare Rating Table

Ceiling RCC	0.70	0.70	0.50	0.50	0.30	0.70	0.70	0.50	0.50	0.30
Wall RW	0.50	0.30	0.50	0.30	0.30	0.50	0.30	0.50	0.30	0.30
Floor RFC	0.20	0.20	0.20	0.20	0.20	0.20	0.20	0.20	0.20	0.20
Room Size	Vewed crosswise					Vewed endwise				
X=2H Y=2H	25.6	27.1	25.9	27.4	27.8	24.0	25.5	24.4	25.9	26.2
	26.8	28.2	27.2	28.6	29.0	24.7	26.1	25.1	26.5	26.9
	27.2	28.6	27.7	28.9	29.4	24.8	26.1	25.3	26.5	26.9
	27.5	28.7	27.9	29.1	29.5	24.8	26.0	25.3	26.4	26.9
	27.5	28.7	28.0	29.1	29.6	24.8	26.0	25.3	26.4	26.8
	27.6	28.7	28.0	29.1	29.6	24.8	25.9	25.3	26.3	26.8
X=4H Y=2H	26.1	27.4	26.6	27.8	28.2	24.6	25.9	25.0	26.3	26.7
	27.6	28.7	28.0	29.1	29.5	25.5	26.5	25.9	27.0	27.4
	28.1	29.1	28.5	29.5	30.0	25.6	26.6	26.1	27.1	27.5
	28.4	29.3	28.9	29.7	30.2	25.7	26.5	26.1	27.0	27.5
	28.5	29.3	29.0	29.8	30.3	25.6	26.5	26.1	26.9	27.4
	28.5	29.3	29.0	29.8	30.3	25.6	26.4	26.1	26.9	27.4
X=8H Y=4H	28.3	29.1	28.7	29.5	30.1	25.7	26.6	26.2	27.0	27.5
	28.6	29.3	29.2	29.9	30.5	25.8	26.5	26.3	27.0	27.6
	28.8	29.4	29.3	29.9	30.4	25.8	26.4	26.4	27.0	27.5
	28.9	29.4	29.4	29.9	30.5	25.8	26.4	26.4	26.9	27.5
X=12H Y=4H	28.3	29.0	28.8	29.5	30.0	25.7	26.5	26.2	27.0	27.5
	28.7	29.3	29.2	29.8	30.4	25.8	26.4	26.4	26.9	27.5
	28.8	29.4	29.3	29.9	30.5	25.8	26.4	26.4	26.9	27.5
Variations with the objerver position at spacings										
S=1.0H	0.6/-0.7					0.8/-0.9				
S=1.5H	1.2/-1.4					1.8/-2.1				
S=2.0H	1.5/-1.9					2.6/-3.6				
Reduced UGR Table:										
Nordic Standard Table:	BK0					BK0				
Correction Value	2.0					1.3				

o the CIE Pub.117,data has been corrected,refers to the lamp's lumens 8.2flm.

IES Indoor Report

Photometric Filename:DL44-10-XX-02 2700K RA80.IES

Candela Tabulation

V/H	C0.0	C90.0	C180.0	C270.0
γ 0.0	256.25	256.25	256.25	256.25
γ 1.0	256.83	254.65	256.35	256.15
γ 2.0	256.80	254.00	255.95	256.50
γ 3.0	256.86	253.21	255.39	256.58
γ 4.0	256.83	252.25	254.93	256.90
γ 5.0	256.35	251.14	253.73	256.83
γ 6.0	255.80	249.83	253.00	256.70
γ 7.0	255.06	248.75	252.01	256.54
γ 8.0	254.67	247.08	250.89	256.08
γ 9.0	253.96	245.28	249.61	255.39
γ 10.0	252.70	243.85	248.13	255.15
γ 11.0	251.94	241.80	246.54	254.25
γ 12.0	250.46	240.09	244.72	253.46
γ 13.0	249.14	237.96	243.11	252.48
γ 14.0	247.70	235.93	241.33	251.29
γ 15.0	246.13	233.48	239.51	250.04
γ 16.0	244.52	231.20	237.09	248.68
γ 17.0	242.73	228.93	235.02	247.28
γ 18.0	240.80	226.15	232.71	245.58
γ 19.0	238.91	223.69	230.43	243.94
γ 20.0	236.70	220.97	227.95	241.96
γ 21.0	234.69	218.05	225.49	240.25
γ 22.0	232.40	215.32	222.77	238.19
γ 23.0	230.02	212.42	220.07	235.98
γ 24.0	227.71	209.39	217.34	233.96
γ 25.0	225.18	206.32	214.43	231.63
γ 26.0	222.32	203.05	211.62	229.03
γ 27.0	219.89	199.69	208.53	226.70
γ 28.0	217.01	196.24	205.33	224.03
γ 29.0	214.02	192.78	202.07	221.39
γ 30.0	211.12	188.86	198.79	218.66
γ 31.0	207.86	185.44	195.24	215.69
γ 32.0	204.73	181.54	191.66	212.94
γ 33.0	201.33	177.84	187.78	209.83
γ 34.0	197.83	173.83	184.24	206.78
γ 35.0	194.54	169.66	180.51	203.59
γ 36.0	190.88	165.98	176.63	200.33
γ 37.0	187.24	162.01	172.73	196.76
γ 38.0	183.51	157.63	168.92	193.26
γ 39.0	179.82	153.59	164.89	189.70
γ 40.0	175.98	149.53	160.84	185.98
γ 41.0	171.83	145.28	156.71	182.45
γ 42.0	168.04	141.09	152.79	178.50
γ 43.0	163.97	136.85	148.59	174.78
γ 44.0	160.18	132.63	144.44	170.73
γ 45.0	156.01	128.36	140.30	166.89
γ 46.0	151.89	124.24	136.12	162.83

Candela Tabulation - (Cont.)

V/H	C0.0	C90.0	C180.0	C270.0
γ 47.0	147.75	119.76	131.88	158.86
γ 48.0	143.69	115.43	127.63	154.72
γ 49.0	139.49	111.17	123.53	150.79
γ 50.0	135.15	106.78	119.11	146.61
γ 51.0	131.01	102.57	114.81	142.41
γ 52.0	126.80	98.23	110.44	138.32
γ 53.0	122.47	93.89	106.26	134.10
γ 54.0	118.19	89.57	102.00	129.88
γ 55.0	113.94	85.29	97.70	125.65
γ 56.0	109.52	81.08	93.42	121.35
γ 57.0	105.41	76.86	89.20	117.11
γ 58.0	101.01	72.57	84.96	112.78
γ 59.0	96.77	68.41	80.77	108.62
γ 60.0	92.46	64.24	76.61	104.35
γ 61.0	88.17	60.13	72.32	100.10
γ 62.0	83.96	56.05	68.23	95.88
γ 63.0	79.76	52.04	64.11	91.65
γ 64.0	75.44	48.02	60.04	87.41
γ 65.0	71.30	44.13	56.01	83.17
γ 66.0	67.10	40.32	52.03	79.00
γ 67.0	62.96	36.56	48.10	74.86
γ 68.0	58.92	32.90	44.27	70.68
γ 69.0	54.82	29.35	40.40	66.55
γ 70.0	50.82	25.87	36.70	62.47
γ 71.0	46.87	22.55	33.09	58.41
γ 72.0	43.04	19.41	29.60	54.39
γ 73.0	39.21	16.46	26.18	50.43
γ 74.0	35.50	13.72	22.87	46.58
γ 75.0	31.90	11.26	19.72	42.77
γ 76.0	28.44	9.14	16.80	39.04
γ 77.0	24.99	7.46	14.04	35.34
γ 78.0	21.75	6.48	11.55	31.74
γ 79.0	18.69	5.72	9.36	28.27
γ 80.0	15.84	4.99	7.54	24.89
γ 81.0	13.22	4.26	6.31	21.64
γ 82.0	10.90	3.55	5.59	18.61
γ 83.0	9.01	2.87	4.87	15.73
γ 84.0	7.81	2.26	4.17	13.12
γ 85.0	6.96	2.09	3.50	10.81
γ 86.0	6.14	2.00	2.85	8.85
γ 87.0	5.32	1.92	2.23	7.49
γ 88.0	4.54	1.85	1.89	6.66
γ 89.0	3.79	1.78	1.85	5.89
γ 90.0	3.12	1.70	1.78	5.12
γ 91.0	2.88	1.64	1.74	4.29
γ 92.0	2.76	1.58	1.68	3.64
γ 93.0	2.64	1.52	1.64	2.87

IES Indoor Report

Photometric Filename:DL44-10-XX-02 2700K RA80.IES

Candela Tabulation - (Cont.)

V/H	C0.0	C90.0	C180.0	C270.0
γ 94.0	2.53	1.46	1.60	2.62
γ 95.0	2.43	1.41	1.56	2.51
γ 96.0	2.33	1.36	1.52	2.43
γ 97.0	2.24	1.32	1.49	2.34
γ 98.0	2.15	1.27	1.46	2.27
γ 99.0	2.07	1.24	1.43	2.20
γ 100.0	2.00	1.20	1.39	2.13
γ 101.0	1.92	1.17	1.37	2.07
γ 102.0	1.86	1.15	1.36	2.01
γ 103.0	1.79	1.13	1.34	1.95
γ 104.0	1.73	1.11	1.32	1.91
γ 105.0	1.67	1.09	1.29	1.86
γ 106.0	1.63	1.08	1.28	1.82
γ 107.0	1.59	1.07	1.27	1.77
γ 108.0	1.54	1.06	1.25	1.73
γ 109.0	1.50	1.06	1.25	1.71
γ 110.0	1.46	1.06	1.24	1.67
γ 111.0	1.44	1.06	1.22	1.64
γ 112.0	1.40	1.07	1.22	1.61
γ 113.0	1.37	1.08	1.21	1.59
γ 114.0	1.37	1.08	1.20	1.57
γ 115.0	1.35	1.09	1.20	1.54
γ 116.0	1.33	1.11	1.21	1.52
γ 117.0	1.30	1.13	1.20	1.50
γ 118.0	1.31	1.14	1.21	1.49
γ 119.0	1.29	1.17	1.21	1.47
γ 120.0	1.28	1.20	1.20	1.46
γ 121.0	1.27	1.22	1.22	1.45
γ 122.0	1.27	1.24	1.23	1.43
γ 123.0	1.28	1.27	1.24	1.43
γ 124.0	1.28	1.30	1.25	1.42
γ 125.0	1.28	1.33	1.27	1.42
γ 126.0	1.28	1.36	1.30	1.41
γ 127.0	1.28	1.39	1.33	1.41
γ 128.0	1.30	1.42	1.35	1.42
γ 129.0	1.30	1.46	1.37	1.42
γ 130.0	1.31	1.49	1.39	1.42
γ 131.0	1.33	1.52	1.41	1.43
γ 132.0	1.34	1.55	1.37	1.43
γ 133.0	1.36	1.60	1.39	1.46
γ 134.0	1.39	1.63	1.42	1.48
γ 135.0	1.45	1.67	1.43	1.51
γ 136.0	1.61	1.71	1.46	1.53
γ 137.0	1.56	1.74	1.48	1.55
γ 138.0	1.54	1.77	1.50	1.57
γ 139.0	1.46	1.80	1.53	1.60
γ 140.0	1.48	1.82	1.56	1.61

Candela Tabulation - (Cont.)

V/H	C0.0	C90.0	C180.0	C270.0
γ 141.0	1.51	1.84	1.59	1.65
γ 142.0	1.53	1.86	1.61	1.66
γ 143.0	1.54	1.87	1.63	1.69
γ 144.0	1.57	1.88	1.65	1.71
γ 145.0	1.59	1.89	1.68	1.73
γ 146.0	1.62	1.89	1.72	1.77
γ 147.0	1.64	1.92	1.74	1.80
γ 148.0	1.67	1.95	1.76	1.82
γ 149.0	1.69	1.99	1.78	1.85
γ 150.0	1.72	2.01	1.81	1.88
γ 151.0	1.75	2.04	1.84	1.95
γ 152.0	1.76	2.07	1.88	2.12
γ 153.0	1.80	2.10	1.89	2.38
γ 154.0	1.83	2.13	1.92	2.35
γ 155.0	1.85	2.15	1.95	2.14
γ 156.0	1.88	2.17	1.97	2.08
γ 157.0	1.90	2.20	1.99	2.10
γ 158.0	1.93	2.23	2.04	2.14
γ 159.0	1.96	2.24	2.22	2.18
γ 160.0	1.98	2.26	2.37	2.27
γ 161.0	2.01	2.28	2.39	2.40
γ 162.0	2.02	2.30	2.39	2.37
γ 163.0	2.06	2.32	2.41	2.30
γ 164.0	2.08	2.33	2.43	2.32
γ 165.0	2.10	2.23	2.38	2.31
γ 166.0	2.12	2.11	2.23	2.26
γ 167.0	2.14	2.13	2.19	2.31
γ 168.0	2.26	2.15	2.21	2.41
γ 169.0	2.40	2.16	2.22	2.44
γ 170.0	2.47	2.18	2.24	2.46
γ 171.0	2.51	2.20	2.25	2.49
γ 172.0	2.34	2.20	2.26	2.50
γ 173.0	2.25	2.22	2.28	2.53
γ 174.0	2.25	2.23	2.28	2.38
γ 175.0	2.26	2.24	2.28	2.26
γ 176.0	2.28	2.25	2.29	2.28
γ 177.0	2.29	2.25	2.29	2.28
γ 178.0	2.29	2.24	2.29	2.28
γ 179.0	2.30	2.24	2.29	2.29
γ 180.0	2.29	2.29	2.29	2.29